



Young Adults in Israel 2023



Statistical Abstract
Infographic Summary

Editors: Brachi Ben Simon, Viacheslav Konstantinov

Linguistic editing: Raya Cohen
English translation: Bracha M. Barukoff
Graphic design: Efrat Speaker, Anat Perko-Toledano

Statistical Consultants: Dr. Dimitri Romanov, Dr. Itzhak Shnoor

This abstract was commissioned by and funded with the assistance of the Youth Authority in the Ministry of the Negev, the Galilee and National Resilience

Myers JDC Brookdale Institute

P.O.B. 3886, Jerusalem 9103702, Israel

Tel: 02-6557400

brookdale.jdc.org.il/en | brook@jdc.org

Jerusalem | December 2023

Introduction

Over the last decade, interest in young adults (aged 18-34 years old) has increased in Israel, a trend that characterizes many countries in the world. This interest is due to the recognition that while young adults are a social and economic growth engine, the period of transition to adult life presents many challenges. Two government decisions reflect the growing interest in young adults and the value that the State of Israel sees in the realization of their full potential: Government Resolution 2014, passed on October 30, 2016¹, on the establishment of 'Yated' – a national program to promote young adults at risk; and Government Resolution 2880, passed on July 23, 2017² (further to Section 12 of Government Resolution 36, passed on May 26, 2015³) on the establishment of a Youth Authority in the Ministry of Social Equality, with the aim of integrating the government's activities regarding the young adult population and advancing practical steps in this field.

Despite the discussion and discourse regarding young adults, and this issue's wide-ranging effects on the individual and society at large, a database providing information on the characteristics of this population and their needs in various areas of life that could form the basis both for the development and improvement of services and for their participation in decision-making and policy formulate was sorely lacking.

The Young Adults in Israel Abstract was designed to establish a database that will serve as a stable and reliable resource and work tool for a variety of organizations and officials involved in the planning and development of services for, and in studying and researching, young adults in Israel. This abstract will also make it possible to examine long-term trends, thereby helping to improve the quality of life of young adults in Israel.

The abstract brings together, for the first time, a broad range of data on various characteristics and aspects of the lives of young adults in Israel. The tables in the abstract present the most up-to-date data available, alongside data on selected years, enabling us to learn about the current situation as well as trends over time. **Chapter One** presents the demographic characteristics of the young adult population. **Chapter Two** deals with the human capital of young adults and includes data on four areas – education, employment, military and

¹ www.gov.il/he/Departments/policies/2016_dec2014

² www.gov.il/he/Departments/policies/2017_dec2880

³ www.gov.il/he/Departments/policies/2015_dec36

civilian-national service, and skills - as well as data on NEET young adults (“not in employment, education or training”). **Chapter Three** presents data on the fields of health and welfare as well as on the standard of living of young people and their quality of life. **Chapter Four** presents data on young people's involvement with the law. Finally, **Chapter Five** discusses issues of personal and social well-being and provides data on social and political involvement and on how young adults view state institutions.

Acknowledgements

The Abstract was commissioned by the Israeli government's Youth Authority (established in the Ministry of Social Equality and later transferred to the Ministry of the Negev, Galilee and National Resilience). We would like to thank Mrs. Elisheva Sabato, Director of the Youth Authority, and Mrs. Edna Granit, information and data researcher in the authority, for their collaboration in producing this abstract. We are especially grateful to Mrs. Granit for her support in all stages of the work including discussions and consultations regarding the data to be collected and processed, assistance in obtaining information, and in reviewing and providing feedback on the abstract itself.

The Special Processing Service of the Israeli Central Bureau of Statistics (CBS) and its Public Use (PUF) files were used to compile this abstract. We would like to especially thank two people in the Spokesperson, Communication and Outreach Division at the Israeli Central Bureau of Statistics – Mr. David Landau, Senior Data Specialist and Special Requests Coordinator, Information, Service and Internet Content Area, and Mr. Avishai Cohen, Online Information Coordinator - for their extensive assistance in obtaining the data. Our thanks go also to the Israel Police, especially to Mrs. Nili Zaulan, for the data they provided at our request. Administrative data from the “virtual research room” of the Ministry of Education was also used to compile this abstract. We thank the employees of the Ministry of Education for their help in making the data accessible.

The full Hebrew language abstract is also available to readers on the Brookdale Institute website: brookdale.jdc.org.il/publications and on the Youth Authority website within the Ministry of the Negev, Galilee and National Resilience: www.gov.il/he/departments/youth_authority.

Definitions and explanations

Who is a young adult? There is no single accepted definition for the age range of the young adult population, and definitions by various entities stem from a variety of needs (developmental, occupational, legal, statistical). In Israel, as in other countries in the world, one can find several definitions of the term young adults, but usually the reference is to the 18-35 age range. For this reason, we decided to adopt this definition in this abstract as well. Although the abstract shows the age range 18-34, the age 34 includes young adults aged 34 and 12 months (in effect young adults aged 35).

Which population groups are represented in the data presented? The data is presented regarding "Jews and others" and Arabs. Jews are included in the abstract under the term "Jews and others" due to the Israeli CBS specifications, which present data on the population group "Jews" and the population group "Others" (non-Arab Christians, members of other religions and people without a religious classification in the population registry), together. The population group "Arabs" includes Muslims, Christians and Druze. If possible, details are presented on groups within the "Jews and others" population (ultra-Orthodox, immigrants from the former Soviet Union and immigrants from Ethiopia) and on groups in the Arab population (residents of East Jerusalem, Bedouins in the Negev and religious affiliation).

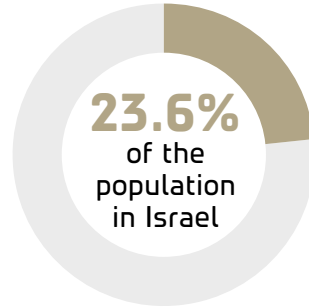
The data are also presented by gender whenever possible, in light of the differences between men and women regarding issues such as education, higher-education and employment as well as in other areas.

Data sources

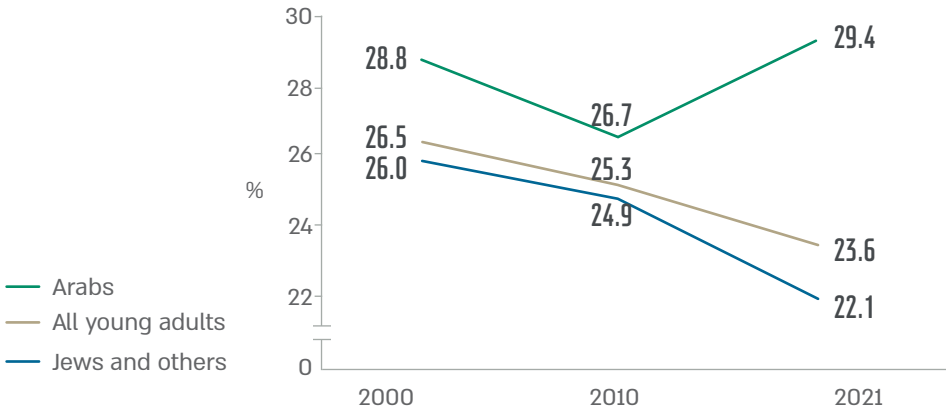
The survey is based on data from **population estimates; the Israel CBS statistical abstract; and regular CBS surveys**: personnel surveys, household expenditure surveys, the social survey, personal safety surveys, skills survey (PIAAC); **administrative files of data on crime and violence**; and **data regarding the psychometric and the Yael (Hebrew proficiency) test examinees**.

Chapter 1: Demographic Characteristics

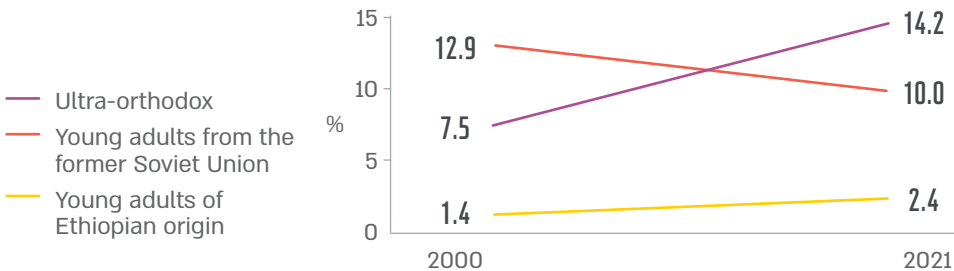
2,232,100
Young adults aged 18-34
(as of end of 2021)



The percentage of 'Jews and others' young adults (out of the total population) has decreased over the years, while the percentage of Arab young adults (out of the total population) has increased over the past decade

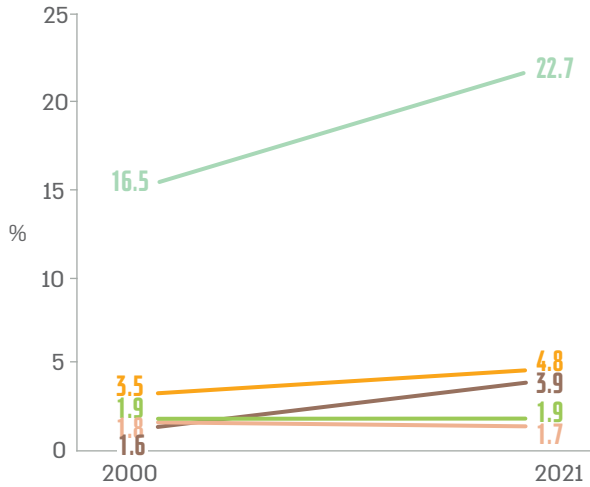


The percentage of young adults from the former Soviet Union among all young adults decreased between 2000 and 2021, while the percentage of young adults of Ethiopian origin and ultra-Orthodox young adults showed a steady increase



Among Arab young adults, the largest group was of Muslim young adults. The percentage of these young adults increased steadily between 2000-2021

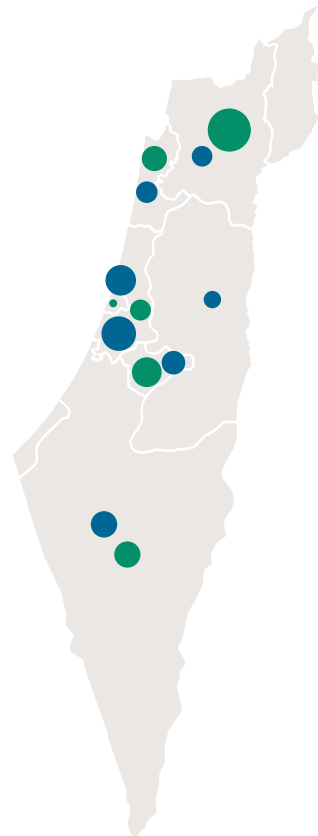
- Muslims
- East Jerusalem
- Bedouin in the Negev
- Druze
- Christians



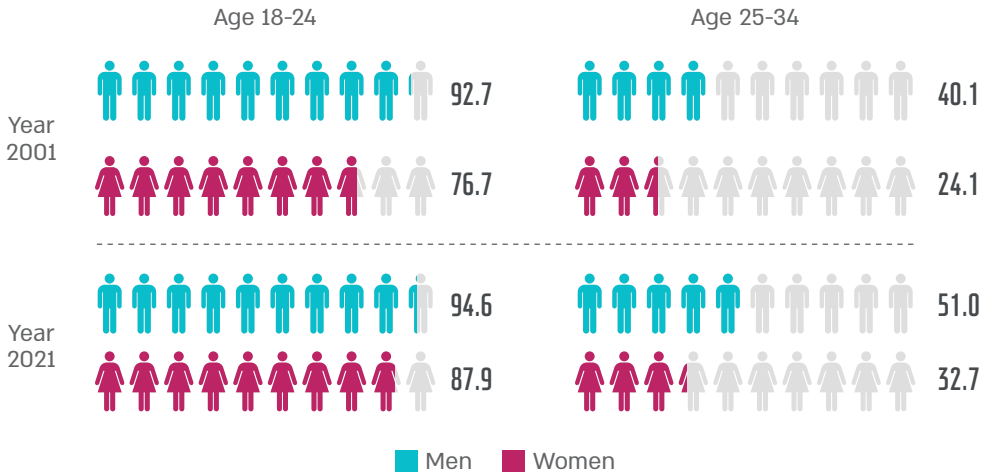
The percentage of 'Jews and others' young adults was the highest in the Central District, and the percentage of Arab young adults was the highest in the Northern District

Year: 2022

	Jews and others	Arabs
North:	9.4%	40.5%
Haifa:	10.2%	13.9%
The Center:	26.1%	9.5%
Jerusalem:	12.2%	19.4%
Tel Aviv:	20.2%	1.5%
Judea and Samaria:	6.7%	
South:	15.2%	15.2%

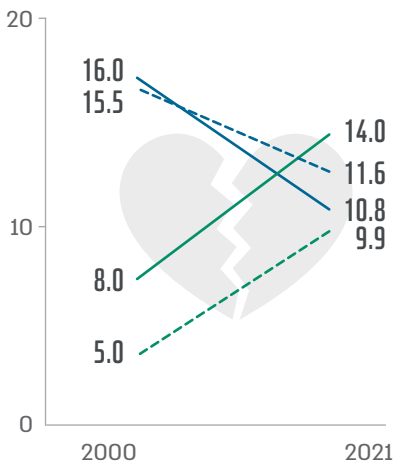


The percentage of single men was higher than the percentage of single women among all young adults. Among the 18–24-year-olds, the gap narrowed over the years



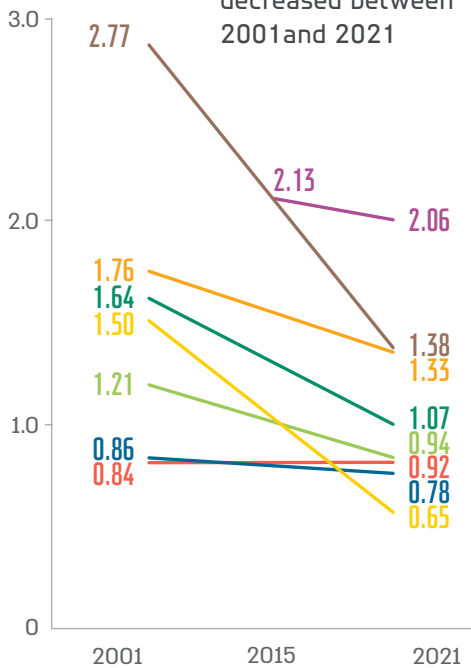
Among Jewish young adults, the divorce rate decreased between 2000 and 2021, while among Muslims young adults there was an increase in the divorce rate between these years

Young adults aged 25-29; per thousand young adults



- Jewish males
- - Jewish females
- Muslims males
- - Muslims females

The average number of children per female decreased between 2001 and 2021



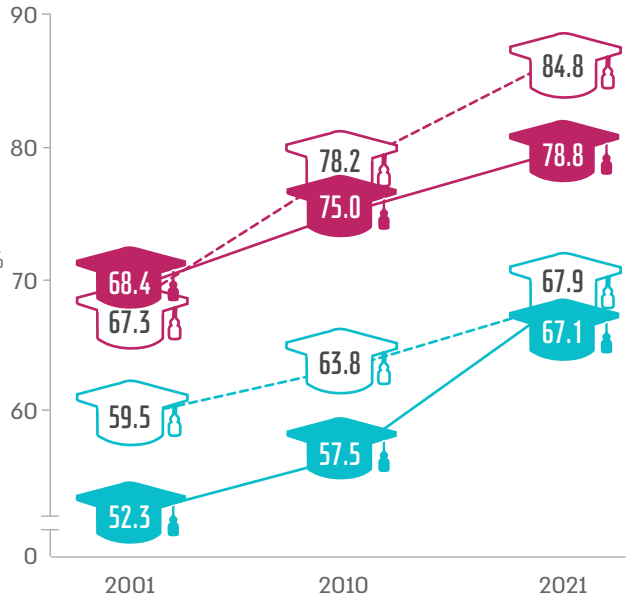
- Ultra-Orthodox
- Bedouin in the Negev
- Residents of East Jerusalem
- Arabs
- Druze
- Jews and others
- Immigrants from the Former Soviet Union
- Immigrants and daughters of immigrants from Ethiopia

Chapter 2: Human Capital - education, employment and skills

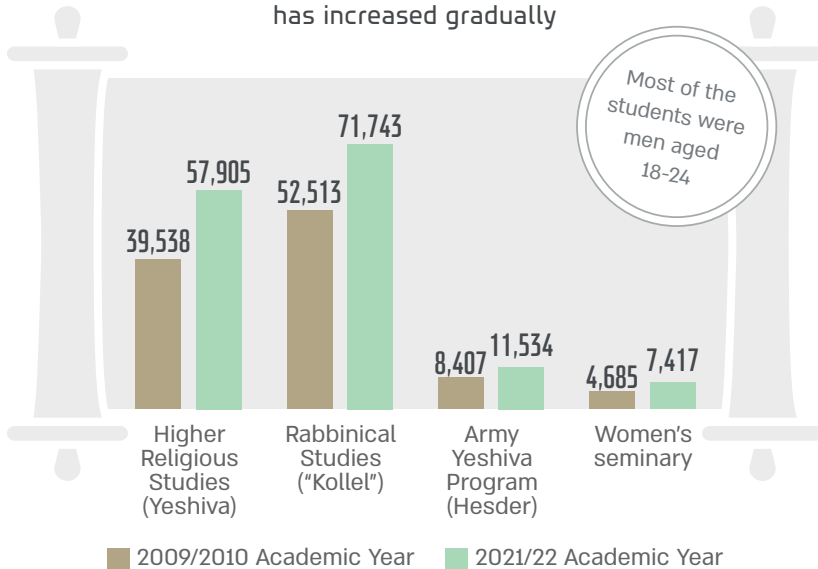
The percentage of young adults who possessed a matriculation certificate or higher diploma increased gradually between 2001 and 2021

In all years, the percentage of educated women was higher than the percentage of educated men

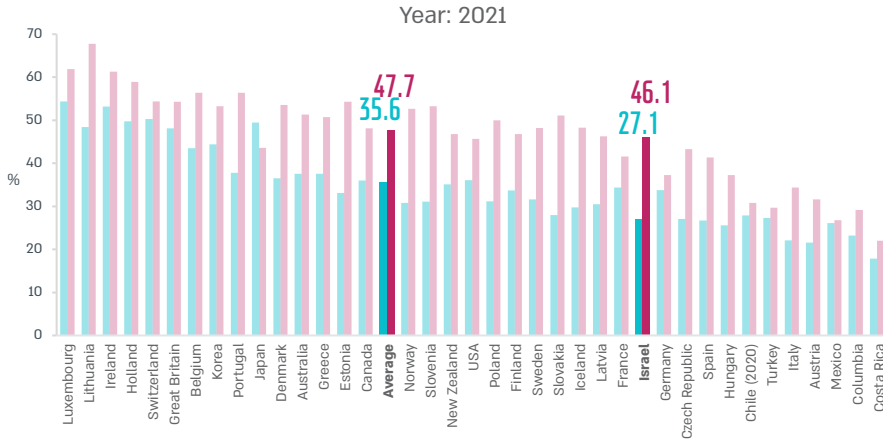
- Women aged 18-24
- - - Women aged 25-34
- Men aged 18-24
- - - Men aged 25-34



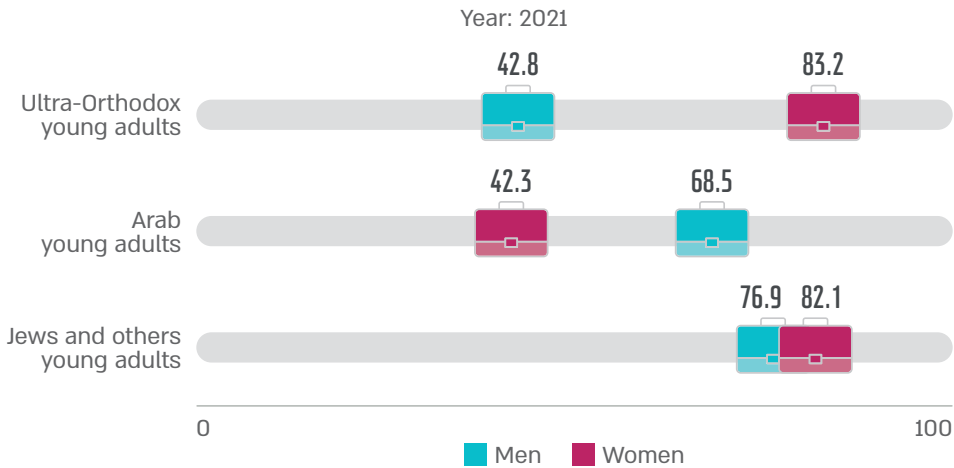
Over the last decade, the number of students studying in Jewish religious institutions such as yeshivas and seminaries, has increased gradually



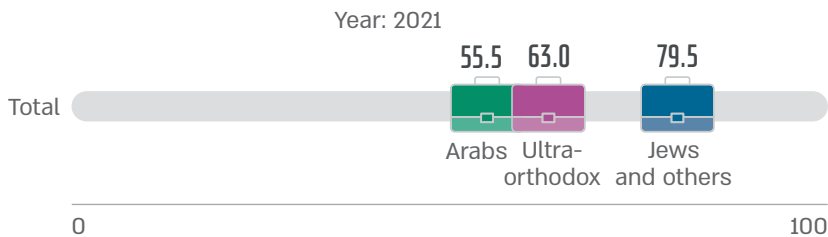
The percentage of young adults aged 25-34 with higher education was lower than the average percentage in OECD countries, particularly among men



Among 'Jews and others' young adults, and ultra-Orthodox young adults, the percentage of employed women was higher than the percentage of employed men. Among Arabs young adults the situation was the opposite

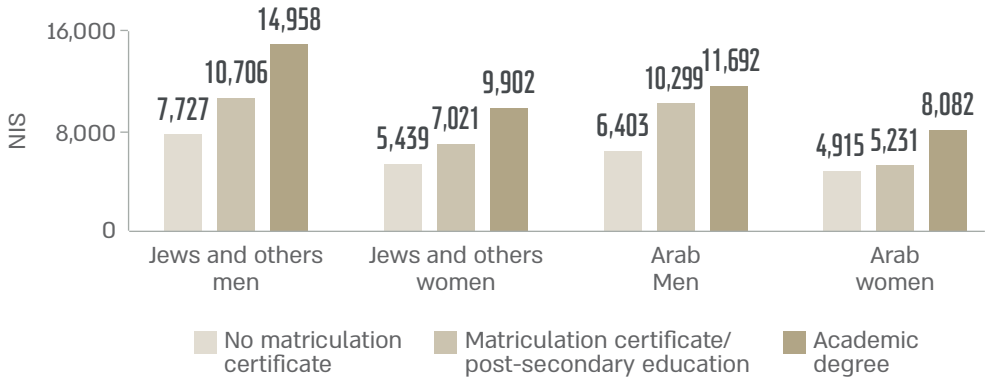


The percentage of employed persons aged 25-34 was much lower among Arab and ultra-Orthodox young adults than among 'Jews and other' young adults

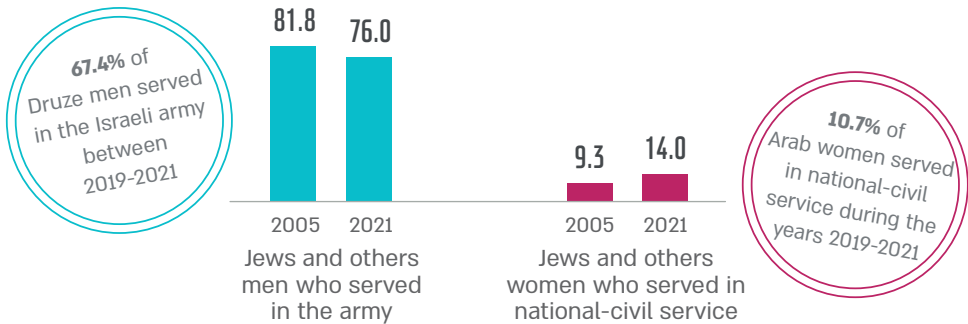


Education had a positive effect on salary levels

Gross monthly salary, 2021

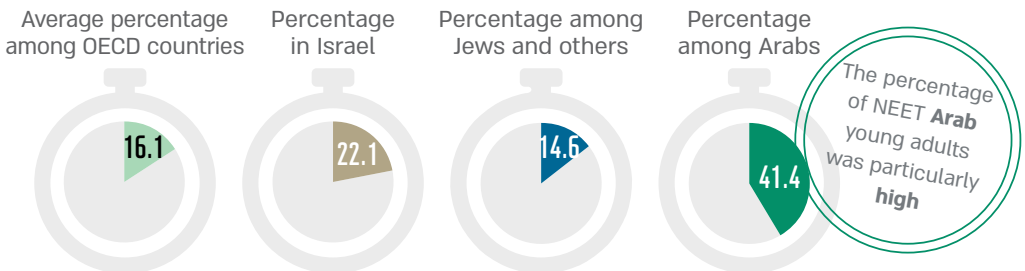


The percentage of 'Jews and others' men who served in the army decreased between 2005 and 2021, while the percentage of 'Jews and others' women who served in national-civil service increased



The percentage of NEET (not in employment, education, or training) young adults aged 18-24 in Israel was higher than the average percentage among OECD countries

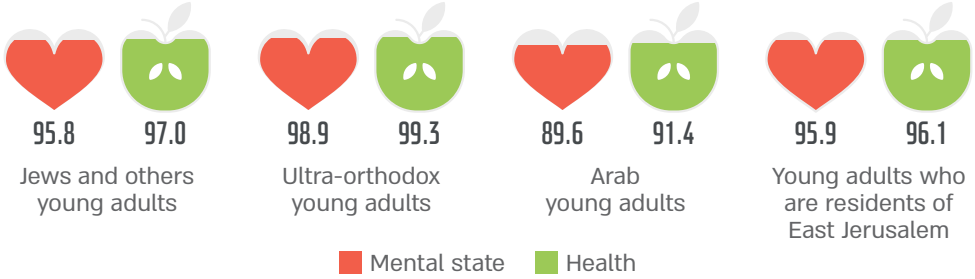
Year: 2021



Chapter 3: Health and Well-Being

A very high percentage of young adults appraised their health and mental state as good. This percentage was particularly high among the ultra-Orthodox

Year: 2021




The proportion of young adults with disabilities was higher among men than among women

Year: 2021

Rate of young adults with disabilities: 49.8 per thousand young adults

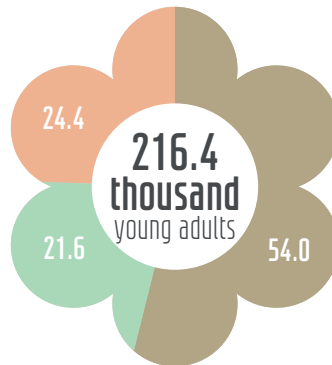
60.9 per thousand young men

38.3 per thousand young women



The highest percentage of young adults who were registered in social service departments was among 18–24-year-olds

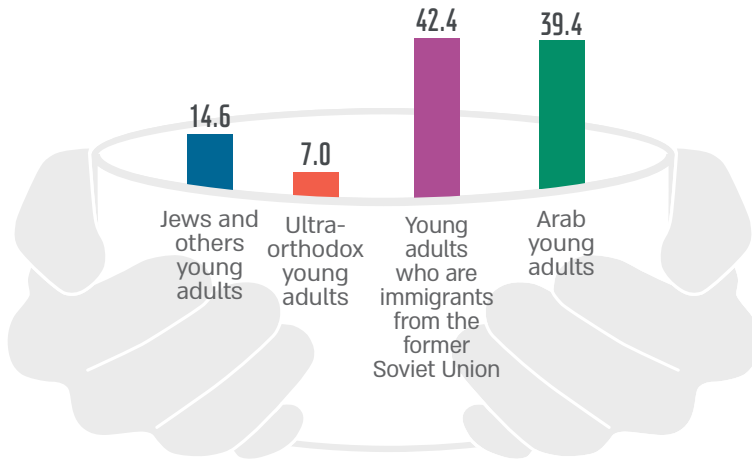
Year: 2020



■ Age 18-24 ■ Age 25-29 ■ Age 30-34

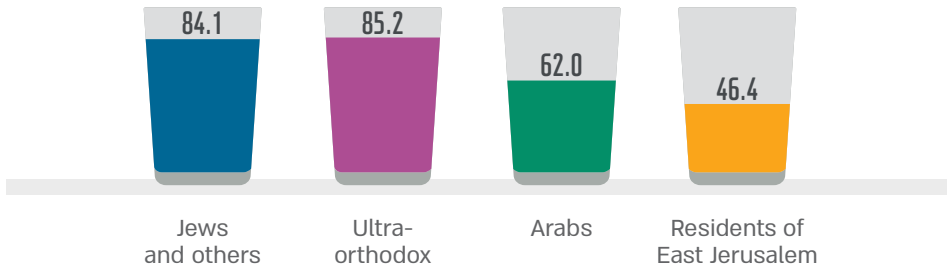
The percentage of young adults living in families below the poverty line was higher among Ultra-Orthodox and Arab young adults than among 'Jews and others' young adults

Year: 2021



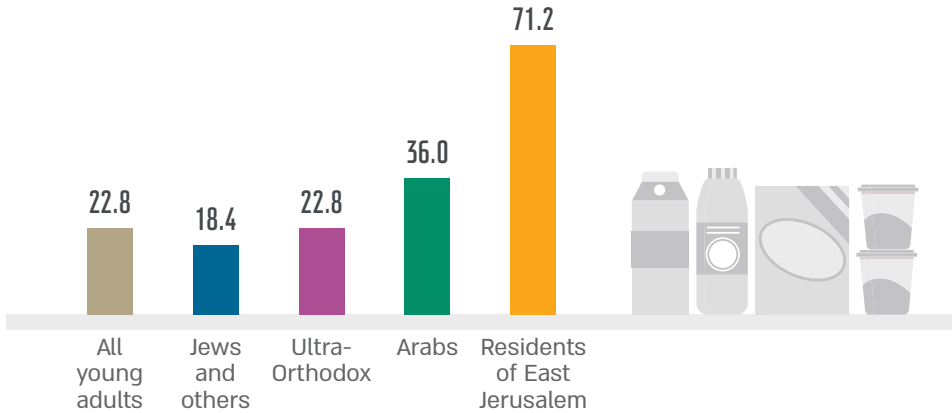
The percentage of Arab young adults, and in particular, residents of East Jerusalem, who estimated that their economic situation will improve in the future was lower than the percentage among 'Jews and others' young adults

Year: 2021



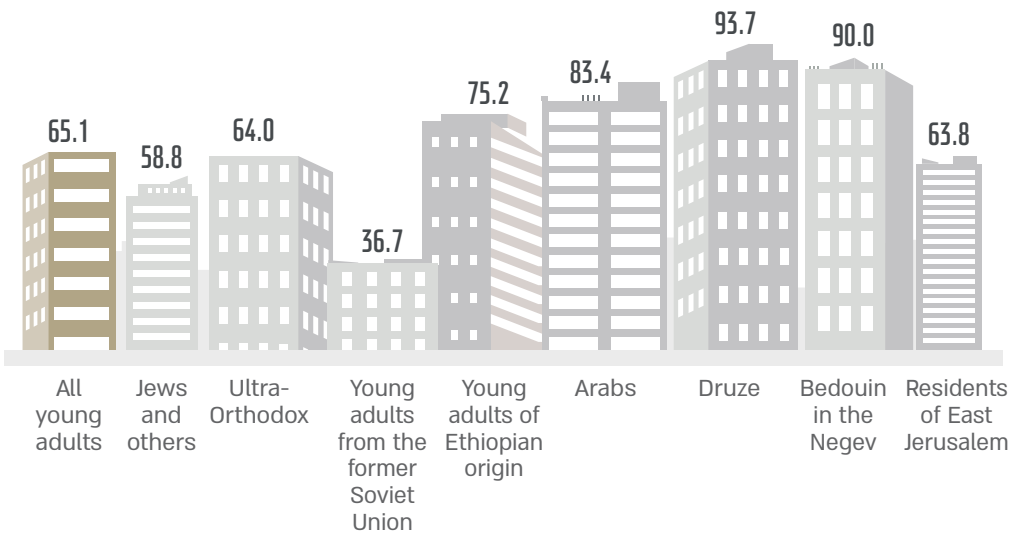
More than a fifth of the young adults reported that they are unable to cover expenses for their basic needs

Year: 2021, in percentages



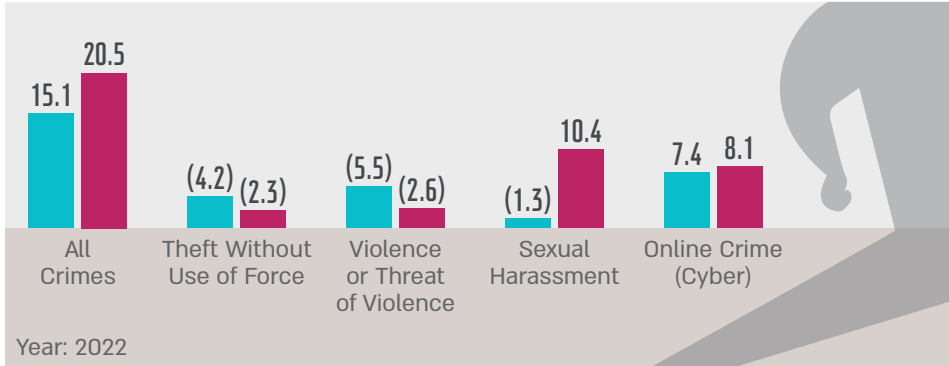
Approximately two thirds of the young adults lived in an apartment owned by their family

Year: 2021, in percentages



Chapter 4: Involvement with the Law

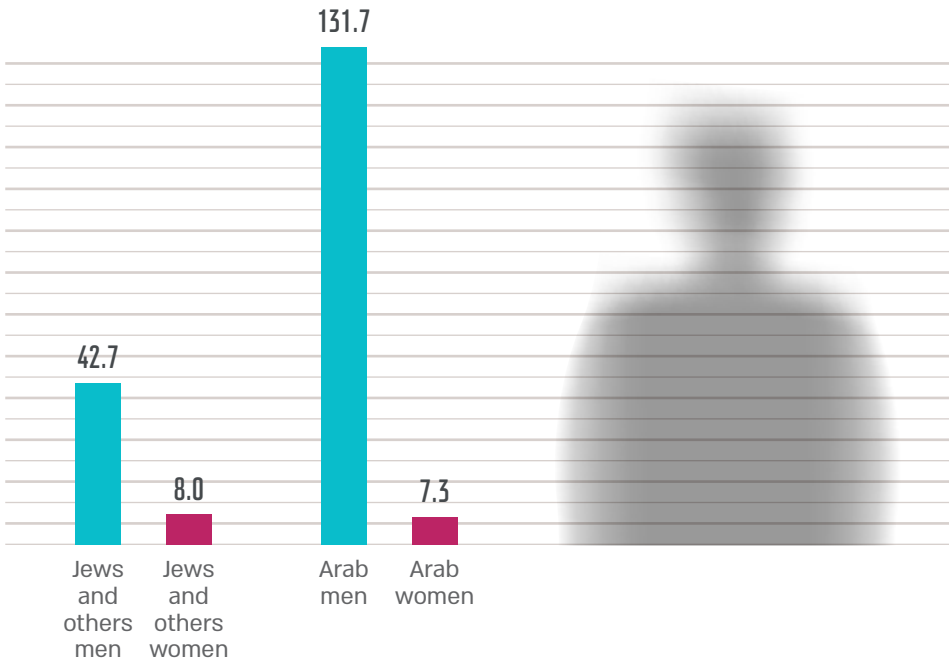
The percentage of women who were victims of sexual harassment and online (cyber) crimes was higher than the percentage of men



() = data with relative sampling error between 15% and 29% ■ Men ■ Women

The rate of police files opened per thousand young adults was five times higher or more among men than among women and approximately two and a half times higher among Arab young adults than among “Jews and others” young adults

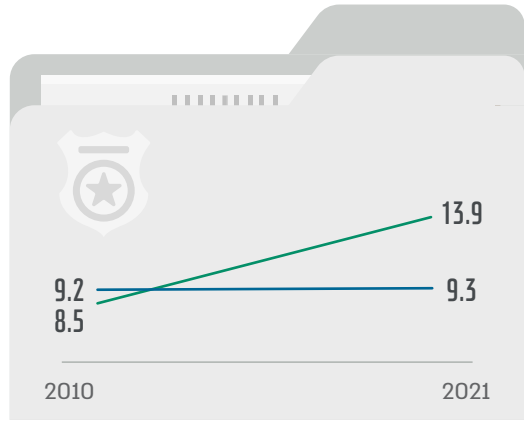
Young adults aged 18-24; Year: 2021



The rate of police files on violence in the family rose between 2010 and 2021, particularly among Arab young adults

30–34-year-old young adults, per thousand young adults

- Arabs
- Jews and others

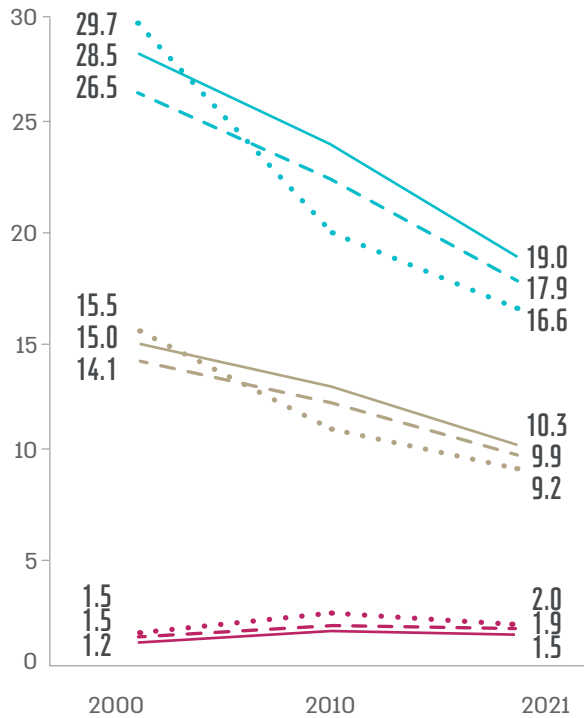


The rate of cases (per thousand young adults) in which charges were filed decreased gradually since 2000

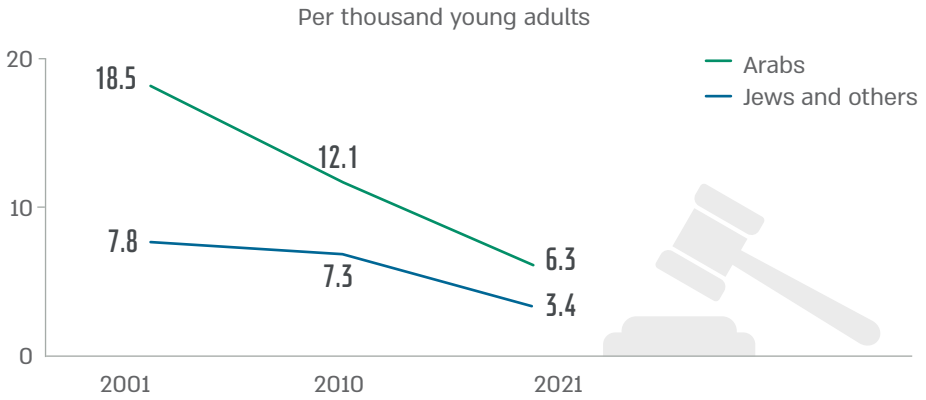
In most years, it was higher among 18-24-year-olds than among older people

There were significant differences between men and women

- | | Men | Total | Women |
|-------|-----|-------|-------|
| 18-24 | — | — | — |
| 25-29 | — | — | — |
| 30-34 | — | — | — |

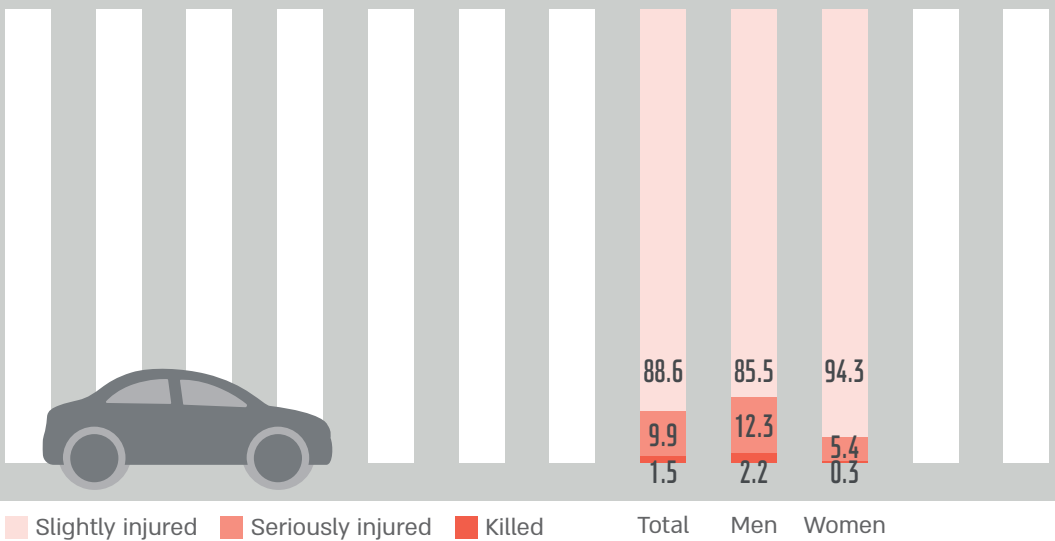


Since 2001, there has been a gradual decrease in the rate of young adults legally convicted, among both population groups



6,856 young adults aged 20-34 were injured in road accidents in 2021. Twice as many men as women were seriously injured or killed in road accidents

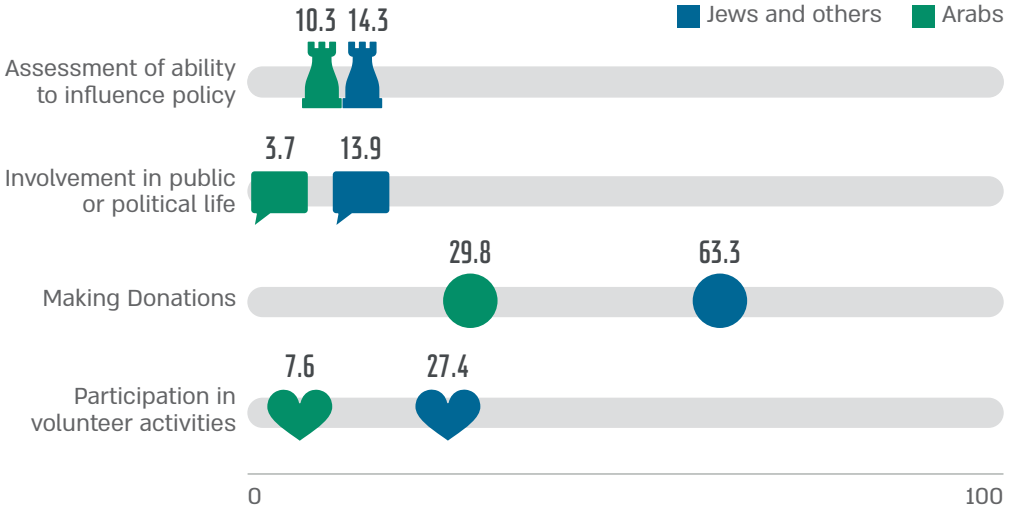
In percentages



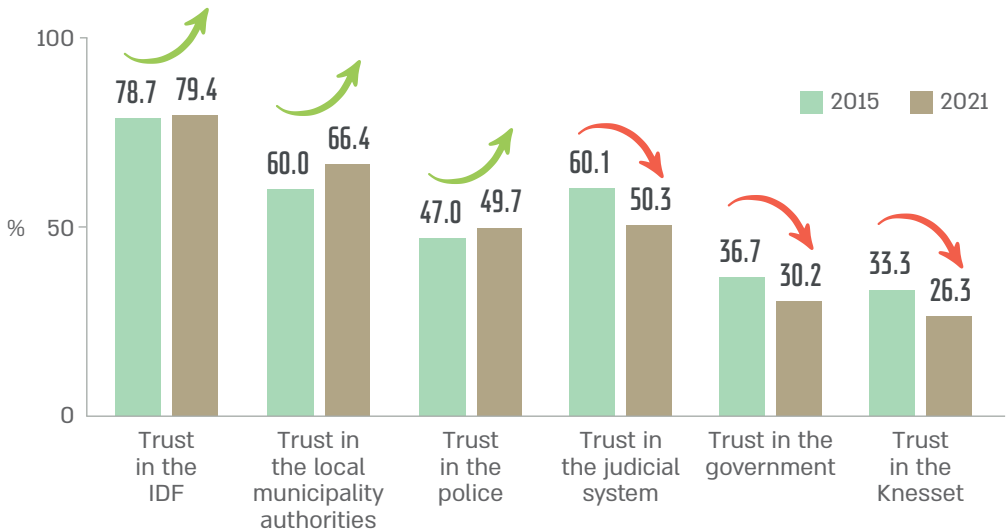
Chapter 5: Personal and Social Well-Being

The percentage of socially involved young adults was higher than the percentage of politically involved young adults. The percentage of involved 'Jews and others' young adults was higher than the percentage of involved Arab young adults

Year: 2021



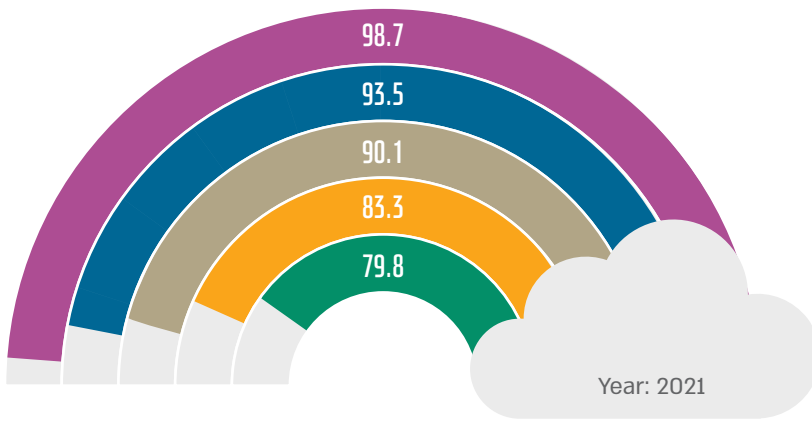
The level of trust that young adults aged 20-34 placed in the Knesset, the government and the judicial system decreased between 2015 and 2021. Trust in the police, the local authorities and in the Israeli army (IDF) increased



Despite the increase in young adults' trust in the police and the local authorities, there was a decrease in the assessment of how these institutions function

In percentages

■ 2015 ■ 2021

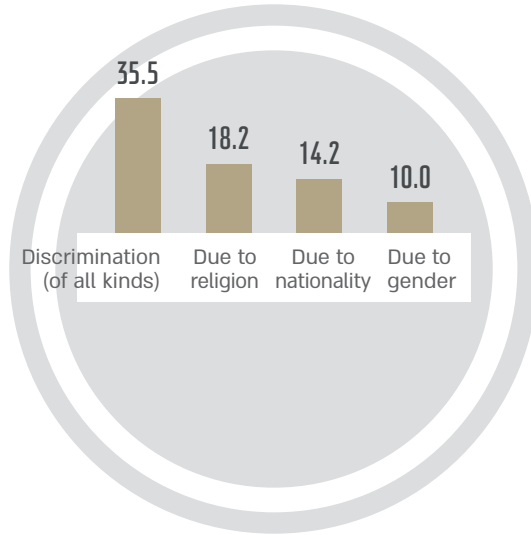


A high percentage of young adults expressed a high degree of satisfaction with their lives

- Ultra-Orthodox
- Jews and others
- All young adults
- Residents of East Jerusalem
- Arabs

A significant percentage reported that they felt some form of discrimination against them in the past year

Year: 2021



The percentage of young adults who reported that they had no one to trust in times of crisis or distress was higher among Arab young adults than among 'Jews and others' young adults, and higher among men than among women



The Myers-JDC-Brookdale Institute is Israel's leading center for applied social research. Through meticulous study, rigorous research and extensive knowledge, we help improve decisions that impact people's well-being and contribute to the strengthening of society in Israel. The institute's mission is to identify and examine key social challenges in society and to help inform policy, advise programming, and improve services for individuals, families and communities. The aim is to strengthen the social resilience of the State of Israel and promote the well-being of all its members.

The Youth Authority in the Ministry of the Negev, Galilee and National Resilience began as a division of the Ministry of Social Equality, as part of Government Resolution 2880 of July 23, 2017, based on the recognition that the young adult population (18-35 years old) is an engine of social and economic growth. The Authority aims to promote the young adult population, assist them in realizing their inherent potential and increase their involvement in public affairs. The Youth Authority operates based on a comprehensive view of the young adult population in order to promote its affairs and needs on the national level, in addition to carrying out direct projects and activities on selected topics. The Authority acts in collaboration with the government ministries responsible for relevant professional fields (such as employment, health, etc.) and those responsible for special populations, such as immigrant young adults and young adults at risk.



[click here for the full version
of the statistical abstract](#)