

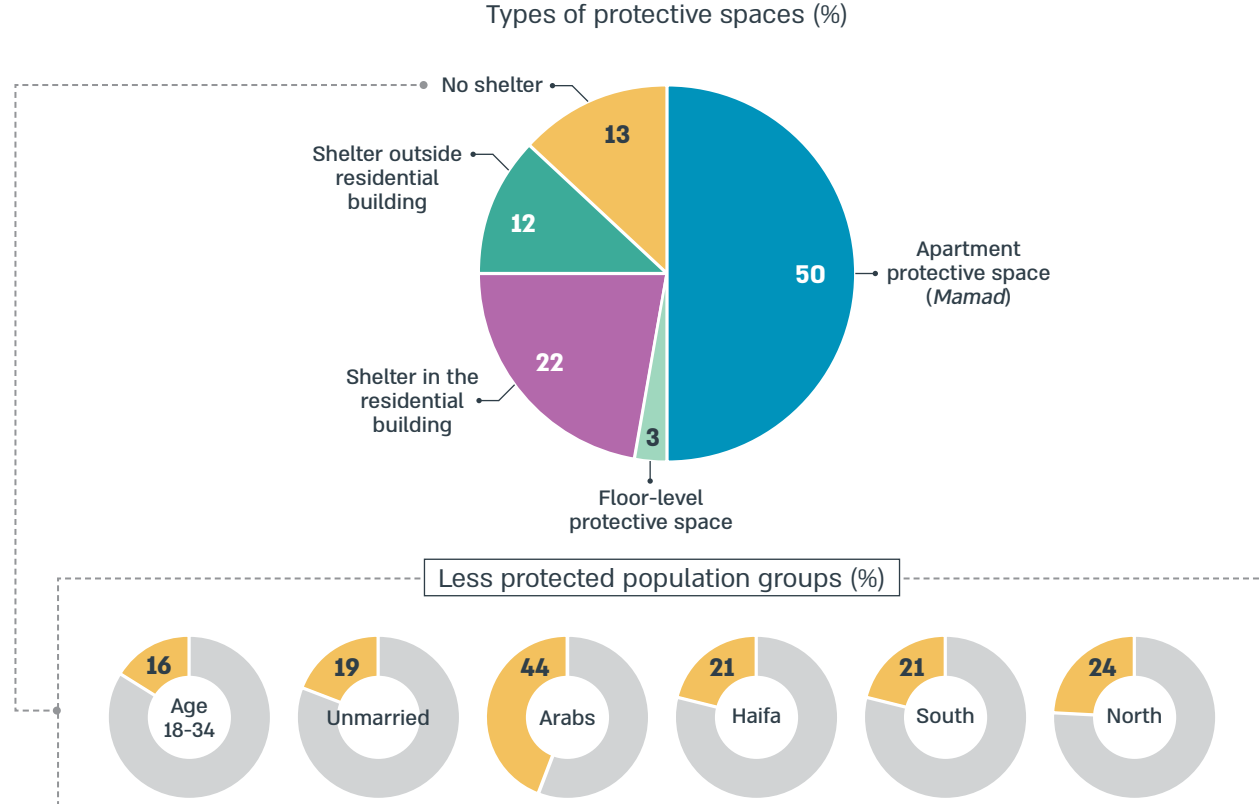
Preferences and Protective Spaces among the Israeli public during Operation "Roaring Lion"

Panel Survey (N = 1,000) • 26-31.3.2026

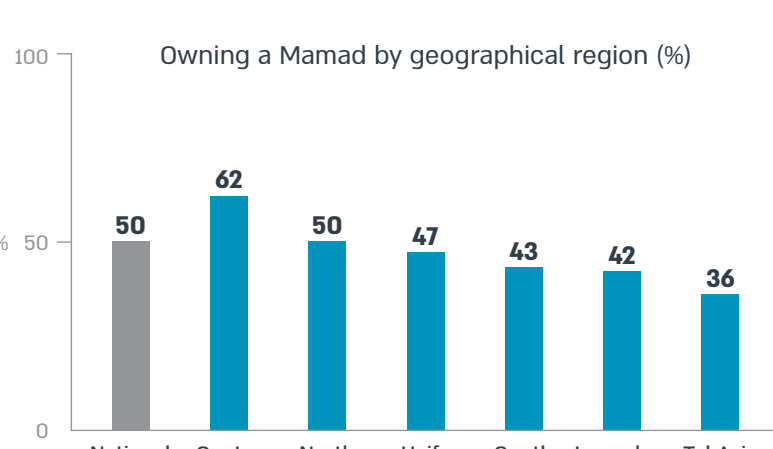
Ela Ostrovsky-Berman • Adi Hercowitz-Amir • Rotem Nagar Eidelman • Yafit Cohen • Lital Barlev • Shirley Resnizky

Types of Protective Spaces

One out of eight people in the population (13%) have no protective space at all

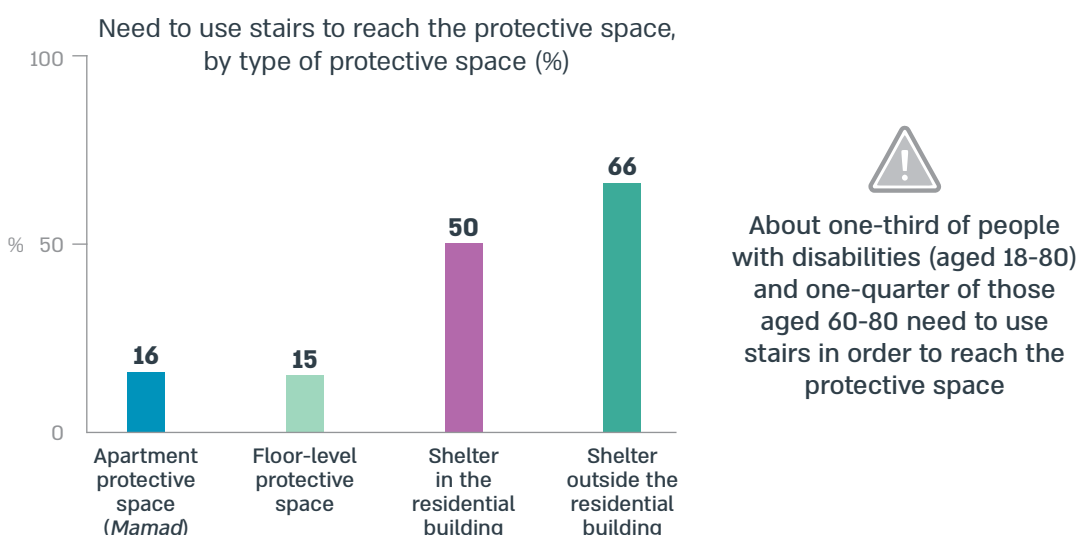


Nationally, about half of the population have a Mamad (apartment protective space); in Tel Aviv, only about one-third do



Reaching two thirds of the shelters outside residential buildings requires using* stairs

*Meaning, there is a need to go up or down stairs in order to reach the protective space and there is no elevator available in the building



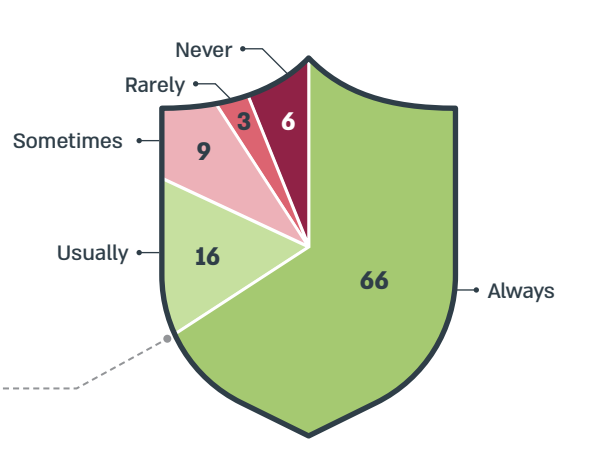
Protective Behavior during air-raid sirens

(Whether or not* a protective space is available)

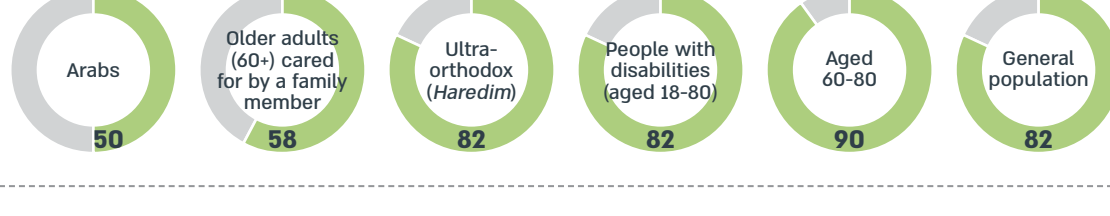
*Those without a designated protective space were asked about entering 'the most protected' available location such as the building staircase or an inner room (without windows) in their apartment

About one out of five people in the population (18%) do not usually enter a protective space

Reaching a protective space during air-raid sirens general population (%)

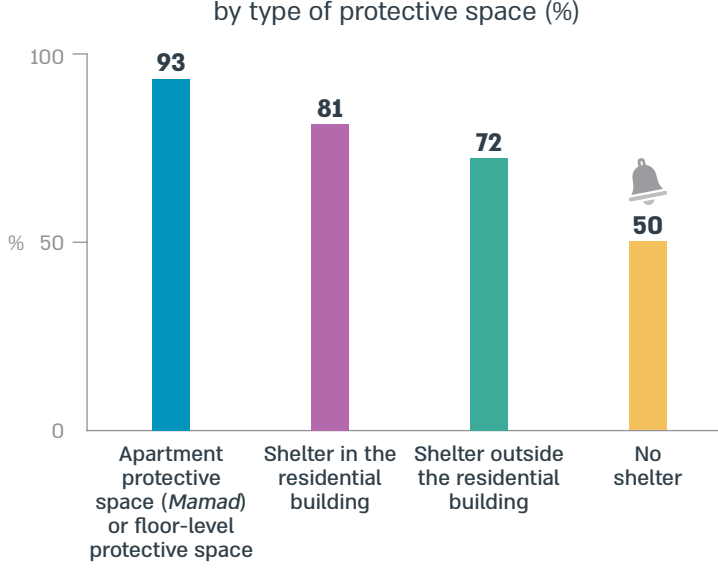


Go to a protective space "always" or "usually", by type of population group (%)



The type of protective space plays a critical role in the decision to seek shelter; Individuals with an apartment protective space (Mamad) or a floor-level protective space adhere to guidelines more than others

Reaching a protective space during air-raid sirens always/usually, by type of protective space (%)

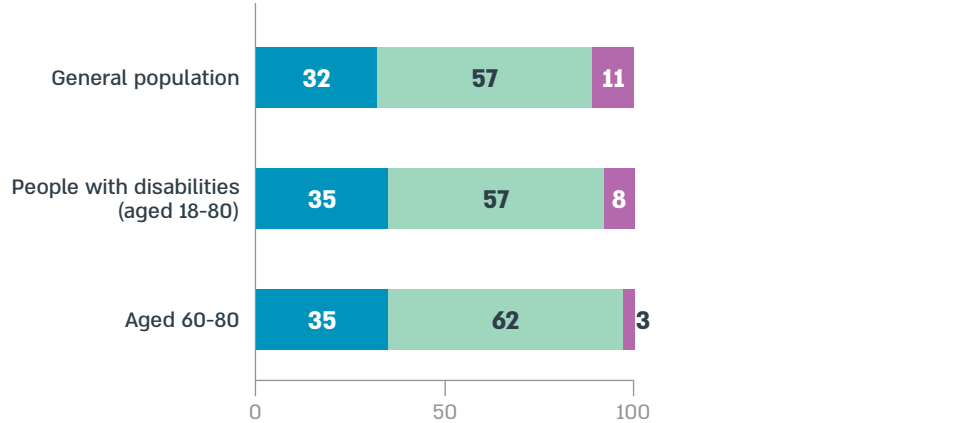


Reasons for Not Entering a Protective Space

The main reasons for not entering the protective space relate to motivation and risk perception

Reasons for not entering a protective space* (%)

*As reported by people who do not 'always' enter a protective space



Accessibility and Physical Barriers

- Staying with a family member who cannot reach the protective space
- The space is uncomfortable
- Difficulty reaching it in time
- Fear of falling or being injured on the way
- Lack of physical accessibility

Motivation and Risk Perception

- Fatigue / lack of motivation
- Not going at night
- Perception of low risk of being hit by a missile

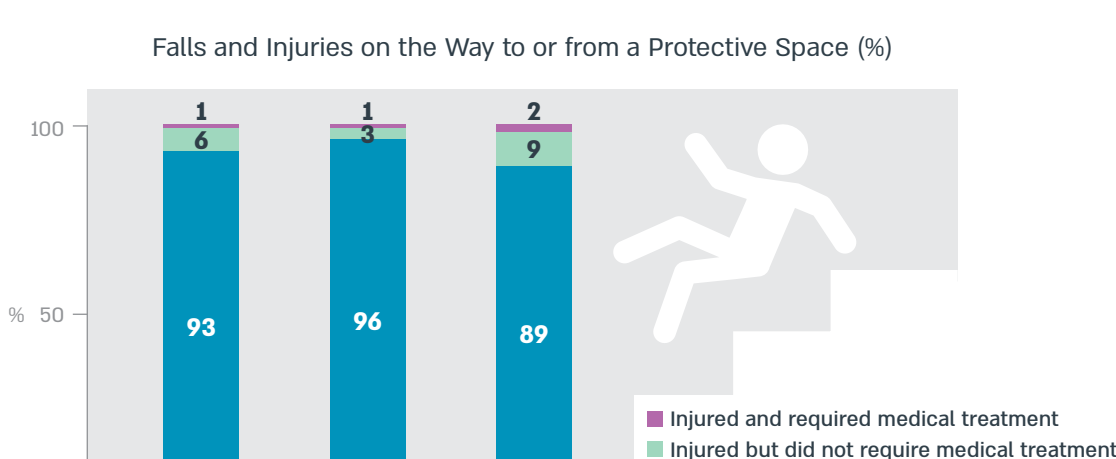
Social-Emotional Factors

- Influenced by others' decisions
- Stress from being in the protective space (noise, crowding)
- Discomfort around others or concern about their attitudes

Falls and Injuries on the Way to or from a Protective Space

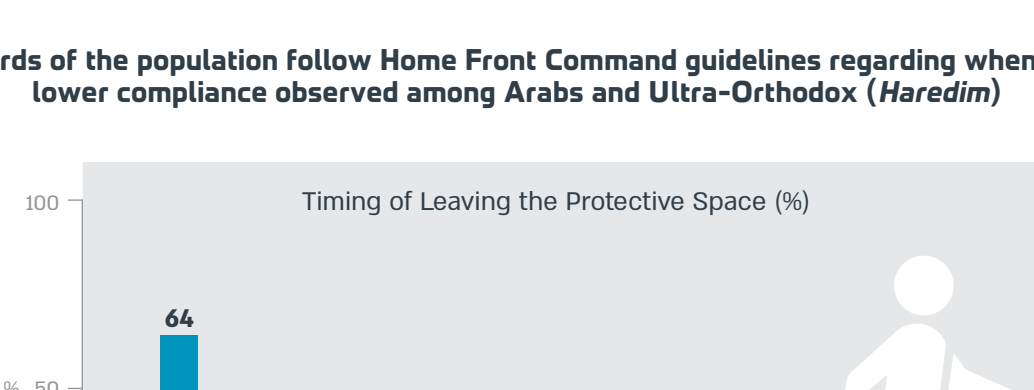
People with disabilities (aged 18-80) experience higher rates of falls and injuries on the way to a protective space compared to the general population

Falls and Injuries on the Way to or from a Protective Space (%)



Timing of Leaving the Protective Space

Two-thirds of the population follow Home Front Command guidelines regarding when to exit; lower compliance observed among Arabs and Ultra-Orthodox (Haredim)



By type of population group (%)

